

St Luke's Church of England School (URN: 136807)

Key stage 2

This is revised data for 2017/18.

Progress in reading, writing and maths

Reading

Number of pupils = 12

Pupils with adjusted scores = 0

Well above average 3.62

Confidence interval
0.2 to 7.0

Writing

Number of pupils = 12

Pupils with adjusted scores = 0

Well above average 4.49

Confidence interval
1.3 to 7.7

Maths

Number of pupils = 12

Pupils with adjusted scores = 0

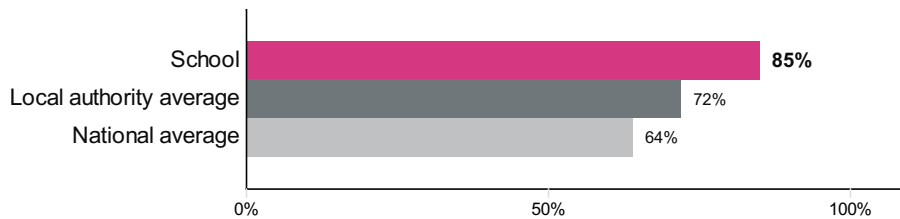
Well above average 3.90

Confidence interval
0.8 to 7.0

Reading, writing and maths combined

Percentage of pupils achieving the expected standard or higher

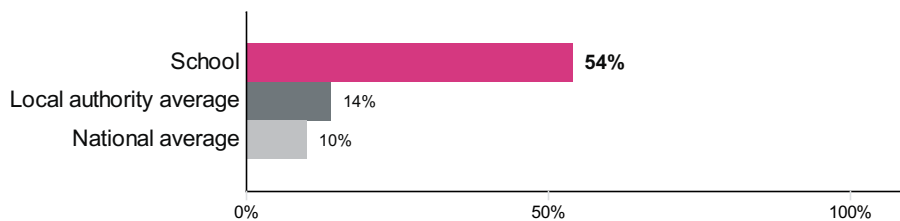
Number of pupils = 13



Percentage achieving the expected standard or higher

Percentage of pupils achieving the higher standard

Number of pupils = 13

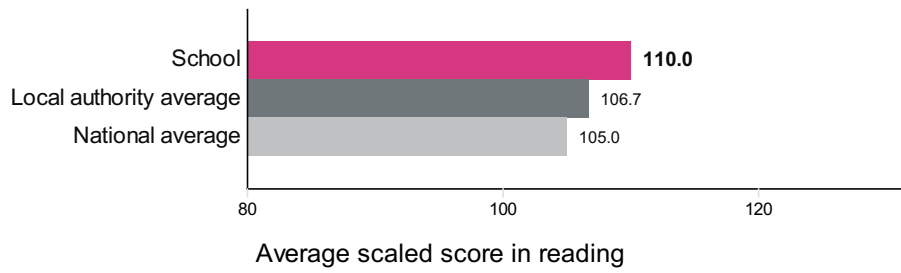


Percentage achieving the higher standard

Average scaled score in:

Reading

Number of pupils = 13



Maths

Number of pupils = 13

